
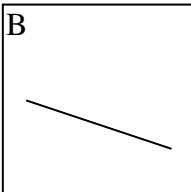
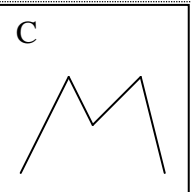
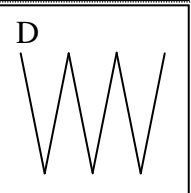
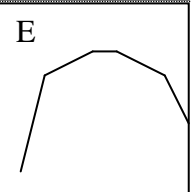
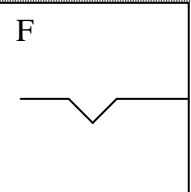
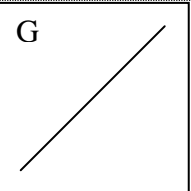
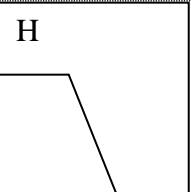


## Describing Figures Exercise

Match the following graphs and statements

A 	1. There was a peak in customer numbers
B 	2. Customer numbers were erratic
C 	3. Numbers fell steadily
D 	4. There was a steep rise in customer numbers
E 	5. There was a slight dip in customer numbers
F 	6. Customer numbers fluctuated wildly
G 	7. Customer numbers plunged
H 	8. Customer numbers fluctuated slightly

# James Abela ELT


## Teacher's notes

Either handout the paper and ask students to match the numbers and letters or cut up and ask students to match them.

This exercise is designed to help students learn the phrases associated with describing graphs. This can either be done as a business exercise or as vocabulary practice for IELTSs Task 1

## Answers

A8 B3 C2 D6 E1 F5 G4 H7



### IELTS The Ultimate Unofficial Guide

It gives us great pleasure to offer the very first IELTS Guide for the Kindle. It is for the **ACADEMIC** exam and **NOT** the general test. I have trained more than 1000 students and another 30,000 have downloaded materials from my Website to pass the IELTS exam and what started as a few notes for my students has ended up as a complete guide. I maybe the author, but my students have spent years telling me, what they need to know and what I need to do to make sure that they get past the test! [Get It Here>>](#)